

## Annexure - A [Page - 1/2]

### CLAUSE 35 OF EQUITY LISTING AGREEMENT

#### (I) (a) STATEMENT SHOWING SHAREHOLDING PATTERN

Name of the Company (Scrip) :	KINETIC IMPEX LIMITED		
Class of Security:	EQUITY		
Scrip Code : (CSE)	21067		
Quarter Ended:	September 30, 2015		
(I)	(II)	(III)	(IV)
Partly paid-up shares:-	No. of partly paid-up shares	As a % of total no. of partly paid-up shares	As a % of total no. of shares of the company
Held by public	0	0	0.000
<b>Total :</b>	<b>0</b>	<b>0</b>	<b>0.000</b>
Outstanding convertible securities:-	No. of outstanding securities	As a % of total No. of outstanding convertible securities	As a % of total no. of shares of the company, assuming full conversion of the convertible securities
Held by promoter/promoters group			
Held by public	0	0	0.000
<b>Total :</b>	<b>0</b>	<b>0</b>	<b>0.000</b>
Warrants:-	No. of warrants	As a % of total no. of warrants	As a % of total no. of shares of the company, assuming full conversion of warrants
Held by promoter/promoters group			
Held by public	0	0	0.00
<b>Total :</b>	<b>0</b>	<b>0</b>	<b>0.00</b>
Total paid-up capital of the company assuming full conversion of warrants and convertible securities	Rs. 1,04,00,000/- (INR One Crore Four Lac only)		



For KINETIC IMPEX LTD.

  
 Director

## Annexure - A [Page - 2/2]

### (I) (a) STATEMENT SHOWING SHAREHOLDING PATTERN

Name of the Company : KINETIC IMPEX LIMITED								
Scrip Code (CSE): 21067			Quarter Ended: September 30, 2015					
Category Code	Category of Shareholder	No of Share holders	Total Number of Shares	No of Shares held in dematerialized form	Total shareholding as a % of total number of shares		Shares pledged or otherwise encumbered	
					As a percentage of (A+B)I	As a percentage of (A+B+C)	Number of shares	As a percentage
(I)	(II)	(III)	(IV)	(V)	(VI)	(VII)	(VIII)	(IX)= (VIII)/ (IV)*100
<b>(A)</b>	<b>Promoter and Promoter Group</b>							
<b>(1)</b>	<b>INDIAN</b>							
(a)	Indian Individuals/ Hindu Undivided Family	5	688,100	NIL	66.160	66.160	0	0.000
(b)	Central Government/ State Government(s)	0	0	0	0.000	0.000	0	0.000
(C)	Body Corporates	1	100,000	NIL	9.620	9.620	0	0.000
(d)	Financial Institutions / Banks	0	0	0	0.000	0.000	0	0.000
(e)	Any Other	0	0	0	0.000	0.000	0	0.000
	<b>Sub Total (A) (1)</b>	<b>6</b>	<b>788100</b>	<b>0</b>	<b>75.780</b>	<b>75.780</b>	<b>0</b>	<b>0.000</b>
<b>(2)</b>	<b>Foreign</b>							
a	Individuals (Non Resident Individuals / Foreign Individuals)	0	0	0	0.000	0.000	0	0.000
b	Bodies Corporate	0	0	0	0.000	0.000	0	0.000
c	Institutions	0	0	0			0	0.000
d	Any Other	0	0	0		0.000	0	0.000
	<b>Sub Total (A) (2)</b>	<b>0</b>	<b>0</b>	<b>0</b>	<b>0.000</b>	<b>0.000</b>	<b>0</b>	<b>0.000</b>
	<b>Total Shareholding of Promoter and Promoter Group A= (A)(1) + (A)(2)</b>	<b>6</b>	<b>788100</b>	<b>0</b>	<b>75.780</b>	<b>75.780</b>	<b>0</b>	<b>0.000</b>
<b>(B)</b>	<b>Public Shareholding</b>							
<b>(1)</b>	<b>Institutions</b>						N.A	N.A
a	Mutual Funds & UTI	0	0	0	0.000	0.000		
b	Financial Institutions / Banks	0	0	0	0.000	0.000		
c	Central Government /State Government(s).	0	0	0	0.000	0.000		
d	Venture Capital Funds	0	0	0	0.000	0.000		
e	Insurance Companies	0	0	0	0.000	0.000		
f	Foreign Institutional Investors (SEBI-registered)	0	0	0	0.000	0.000		
g	Foreign Venture Capital Investors	0	0	0	0.000	0.000		
h	Others				0.000	0.000		
	<b>Sub Total (B) (1)</b>	<b>0</b>	<b>0</b>	<b>0</b>	<b>0.000</b>	<b>0.000</b>		
<b>(2)</b>	<b>Non Institutions</b>						N.A	N.A
a	Bodies Corporate	2	200,000	NIL	19.230	19.230		
b	i) Individuals shareholders holding nominal sharecapital up to Rs. 1 Lakh	100	51900	NIL	4.990	4.990		
	ii) Individuals shareholders holding nominal sharecapital excess of Rs. 1 Lakh	0	0	0	0.000	0.000		
c	Any Others				0.000	0.000		
	<b>Sub Total (B) (2)</b>	<b>102</b>	<b>251900</b>	<b>0</b>	<b>24.220</b>	<b>24.220</b>	<b>0</b>	<b>0.000</b>
	<b>Total Public Shareholding B= (B)(1) + (B)(2)</b>	<b>102</b>	<b>251900</b>	<b>0</b>	<b>24.220</b>	<b>24.220</b>	<b>0</b>	<b>0.000</b>
	<b>Total Shareholding (A) + (B)</b>	<b>108</b>	<b>1040000</b>	<b>0</b>	<b>100.000</b>	<b>100.000</b>	<b>0</b>	<b>0.000</b>
<b>(C)</b>	<b>Shares held by Custodians and against which Depository Receipts have been issued</b>	0	0	0	0	0.000	0	0.00
	<b>Grand Total (A) (B)+ (C)</b>	<b>108</b>	<b>1040000</b>	<b>0</b>	<b>100.000</b>	<b>100.000</b>	<b>0</b>	<b>0.000</b>

**NOTE:** NO ANY NOTES



For KINETIC IMPEX LTD.

Ae  
Director

## Annexure II - (I) (b)

(I)(b) Statement showing holding of securities (including shares, warrants, convertible securities) of persons belonging to the category "Promoter and Promoter Group"

Name of the Company (Scrip) : KINETIC IMPEX LIMITED

Scrip Code(CSE): 21067

Quarter Ended: September 30, 2015

SRL No	Name Of the Shareholder	Details of Shares held		Encumbered shares (*)		Details of warrants		Details of convertible securities		Total shares (including underlying shares assuming full conversion of warrants and convertible securities) as a % of diluted	
		Number	As a % of grand total (A)+(B)+(C)	Number	As a percentage (V)=(V)/(III) * 100	As a % of grand total (A)+(B)+(C) of sub-clause (D)(a)	Number of warrants held	As a % total number of warrants of the same class	Number of convertible securities held		As a % total number of convertible securities of the same class
(I)	(II)	(III)	(IV)	(V)	(VI)=(V)/(III) * 100	(VII)	(VIII)	(IX)	(X)	(XI)	(XII)
1	HEMANT JAIN	157500	15.144%	0	0.000%	0.000%	0	0.000%	0	0.000%	15.144%
2	KANHAIYA LAL JAIN	152500	14.663%	0	0.000%	0.000%	0	0.000%	0	0.000%	14.663%
3	KAMAL JAIN	169400	16.288%	0	0.000%	0.000%	0	0.000%	0	0.000%	16.288%
4	PUSHP JAIN	149700	14.394%	0	0.000%	0.000%	0	0.000%	0	0.000%	14.394%
5	SUSHILA JAIN	59000	5.673%	0	0.000%	0.000%	0	0.000%	0	0.000%	5.673%
6	KLJ Polymers & Chemicals Limited	100000	9.615%	0	0.000%	0.000%	0	0.000%	0	0.000%	9.615%
	<b>Total:</b>	<b>788100</b>	<b>75.7777%</b>	<b>0</b>	<b>0.0000%</b>	<b>0.0000%</b>	<b>0</b>	<b>0.0000%</b>	<b>0</b>	<b>0.0000%</b>	<b>75.7777%</b>




For KINETIC IMPEX LTD.

*Ar*  
Director

## Annexure II - ( I ) ( c )(i)

( I )( c )(i) Statement showing holding of securities (including shares, warrants, convertible securities) of persons belonging to the category "Public" and holding more than 1% of the total number of shares

<b>Name of the Company</b>								
<b>(Scrip) :</b>		KINETIC IMPEX LIMITED						
<b>Scrip Code(CSE):</b>		21067						
<b>Quarter Ended:</b>		30-Sep-15						
Sr. No	Name of the Shareholder	Details of Shares held		Details of warrants		Details of convertible		Total shares (including underlying shares assuming full conversion of warrants and convertible securities) as a % of diluted share capital
		No of Shares held	Shares as a percentage of total number of shares {i.e., Grand Total (A)+(B)+(C) indicated in Statement at para (I)(a) above}	Number of warrants held	As a % total number of warrants of the same class	Number of convertible securities held	% w.r.t total number of convertible securities of the same class	
2	SIDDHISHREE VINCON PVT LTD	100000	9.615%	0	0.000%	0	0.000%	9.615%
3	MANGALSHREE SUPPLIERS PVT LTD	100000	9.615%	0	0.000%	0	0.000%	9.615%
<b>Total:</b>		<b>200000</b>	<b>19.230%</b>	<b>0</b>	<b>0.000%</b>	<b>0</b>	<b>0.000%</b>	<b>19.230%</b>



For KINETIC IMPEX LTD.


*AK*

Director

## Annexure II - ( I ) ( c )(ii)

I) ( c )(ii) Statement showing holding of securities (including shares, warrants, convertible securities) of persons (together with PAC) belonging to the category "Public" and holding more than 5% of the total number of shares of the company

<b>Name of the Company</b>								
<b>(Scrip) :</b>		KINETIC IMPEX LIMITED						
<b>Scrip Code(CSE):</b>		21067						
<b>Quarter Ended:</b>		30-Sep-15						
Sr. No	Name Of the Shareholder	Details of Shares held		Details of warrants		Details of convertible		Total shares (including underlying shares assuming full conversion of warrants and convertible securities) as a % of diluted share capital
		No of Shares held	Shares as a percentage of total number of shares {i.e., Grand Total (A)+(B)+(C) indicated in Statement at para (I)(a) above}	Number of warrants held	As a % total number of warrants of the same class	Number of convertible securities held	% w.r.t total number of convertible securities of the same class	
2	SIDDHISHREE VINCON PVT LTD	100000	9.615%	0	0.000%	0	0.000%	9.615%
3	MANGALSHREE SUPPLIERS PVT LTD	100000	9.615%	0	0.000%	0	0.000%	9.615%
<b>Total:</b>		<b>200000</b>	<b>19.230%</b>	<b>0</b>	<b>0.000%</b>	<b>0</b>	<b>0.000%</b>	<b>19.230%</b>




For KINETIC IMPEX LTD.

*As*  
Director

## Annexure II - ( I ) ( d )

(I)(c) STATEMENT SHOWING details of locked-in shares

Name of the Company : KINETIC IMPEX LIMITED				
Scrip Code (CSE): 21067		Quarter Ended: 30/09/2015		
SRL No	Name Of the ShareHolder	No of locked-in Shares	Locked-in Shares as a % of total number of shares (i.e., Grand Total (A) +(B)+ (C) indicated in Statement at para (I) (a) above)	Promoter / Promoter Group / Public
1				
2	NIL	NIL	NIL	NIL
3				
<b>Total:</b>		<b>NIL</b>	<b>NIL</b>	<b>NIL</b>



For KINETIC IMPEX LTD.

*As*  
Director

## Annexure II - ( II ) (a)

( I I ) ( a ) STATEMENT details of Depository Receipts(DRs)

Name of the Company : KINETIC IMPEX LIMITED				
SRL No	Scrip Code (CSE):	21067		Quarter Ended: 30/09/2015
	Type of outstanding DR (ADRs, GDRs, SDRs, etc.)	Type of outstanding DRs	No of Shares underlying outstanding DRs	Shares undrlying outstanding DRs as a % of total no of shares{i.e.,Grand Total (A) +(B)+ (C) indicated in Statement at para (I) (a)}
1				
2	NIL	NIL	NIL	NIL
3				
	<b>Total:</b>	<b>NIL</b>	<b>NIL</b>	<b>NIL</b>



For KINETIC IMPEX LTD.


*AE*

Director

## Annexure II - ( II ) (b)

( I I ) ( b ) STATEMENT SHOWING HOLDING of Depository Receipts(DRs) where underlying shares are in excess of 1% of the total number of shares

Name of the Company : KINETIC IMPEX LIMITED				
SRL No	Scrip Code (CSE):	21067	Quarter Ended: 30/09/2015	
	Name Of the DR Holder	Type of otstndg DR(ADRs,GDRs,SDRs,etc)	No of Shares underlying outstanding DRs	Shares undrlying outstanding DRs as a % of total no of shares{i.e.,Grand Total (A) +(B)+(C) indicated in Statement at para (1) (a)}
1				
2	NIL	NIL	NIL	NIL
3				
	<b>Total:</b>	<b>NIL</b>	<b>NIL</b>	<b>NIL</b>



For KINETIC IMPEX LTD.

Ace  
Director